

# BRIGHT STAR II GFL212

IP66 COLOUR AND POWER SELECTABLE LED FLOOD LIGHT



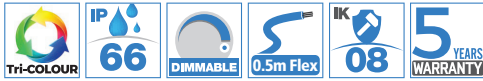
GFL212/100



GFL212/200



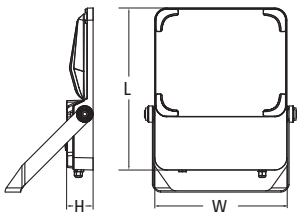
GFL212/320



## FEATURES

- Die-cast aluminium housing
- Powder coated with Akzo paint, black
- Tempered glass cover
- Power factor: 0.9
- Highly efficient LED chips 150lm/W
- Sensor version comes with a plug and play daylight sensor
- Power selectable via DIP switch
- Built-in 0-10V LED driver with 10kV surge protection device
- LED lifespan: 100,000 hours @ L90, Ta 25°C
- Ta: -30°C to +50°C

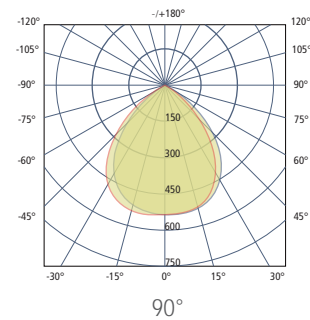
## DIMENSIONS



MODEL NO.	L	W	H
GFL212/100	336	274	55
GFL212/200	400	378	55
GFL212/320	715	482	60

Unit: mm

## PHOTOMETRIC DATA




## TECHNICAL SPECIFICATIONS


MODEL NO.	INPUT VOLTAGE (V)	POWER SELECTABLE (W)	LUMEN (lm)	COLOUR TEMPERATURE (K)	CRI	BEAM ANGLE (°)	SENSOR
GFL212/100 TC BK	100-277	55/75/100	8000/11500/15000	3000/4000/5700	>80	90	No
GFL212/100 TC BK SS		55/75/100	8000/11500/15000				Yes
GFL212/200 TC BK		105/150/200	15800/23500/30000				No
GFL212/200 TC BK SS		105/150/200	15800/23500/30000				Yes
GFL212/320 TC BK		170/250/320	25280/37500/50000			90/55×110 (Switchable)	No
GFL212/320 TC BK SS		170/250/320	25280/37500/50000				Yes

ⓘ Specifications above are for reference only and may vary without prior notice

**EXPLODED VIEW**



**DIP SWITCH TO CHANGE PRODUCT SETTINGS**

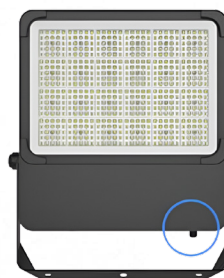


GFL212/100  
GFL212/200



GFL212/320

**PLUG AND PLAY DAYLIGHT SENSOR**



GFL212 SS

Ambient Light: <10LUX (ON)  
>150LUX (OFF)



GFL212/DAYLIGHT SENSOR


**3 CCT ADJUSTABLE**



**3 WATTAGE ADJUSTABLE**



**ADDITIONAL FUNCTION FOR 320W ONLY**  
Symmetric and Asymmetric switchable



**FACTORY SETTINGS**

MODEL NO.	POWER (W)	COLOUR TEMPERATURE (K)	BEAM ANGLE (°)
GFL212/100 TC BK	100	4000	90(fixed)
GFL212/100 TC BK SS	100		90(fixed)
GFL212/200 TC BK	200		90(fixed)
GFL212/200 TC BK SS	200		90(fixed)
GFL212/320 TC BK	320		90(switchable)
GFL212/320 TC BK SS	320		90(switchable)

**ACCESSORIES**

MODEL NO.	IMAGES
GFL212/100 FRONT VISOR	
GFL212/200 FRONT VISOR	
GFL212/320 FRONT VISOR	
GFL212/100 WIRE GUARD	
GFL212/200 WIRE GUARD	
GFL212/320 WIRE GUARD	

Specifications above are for reference only and may vary without prior notice